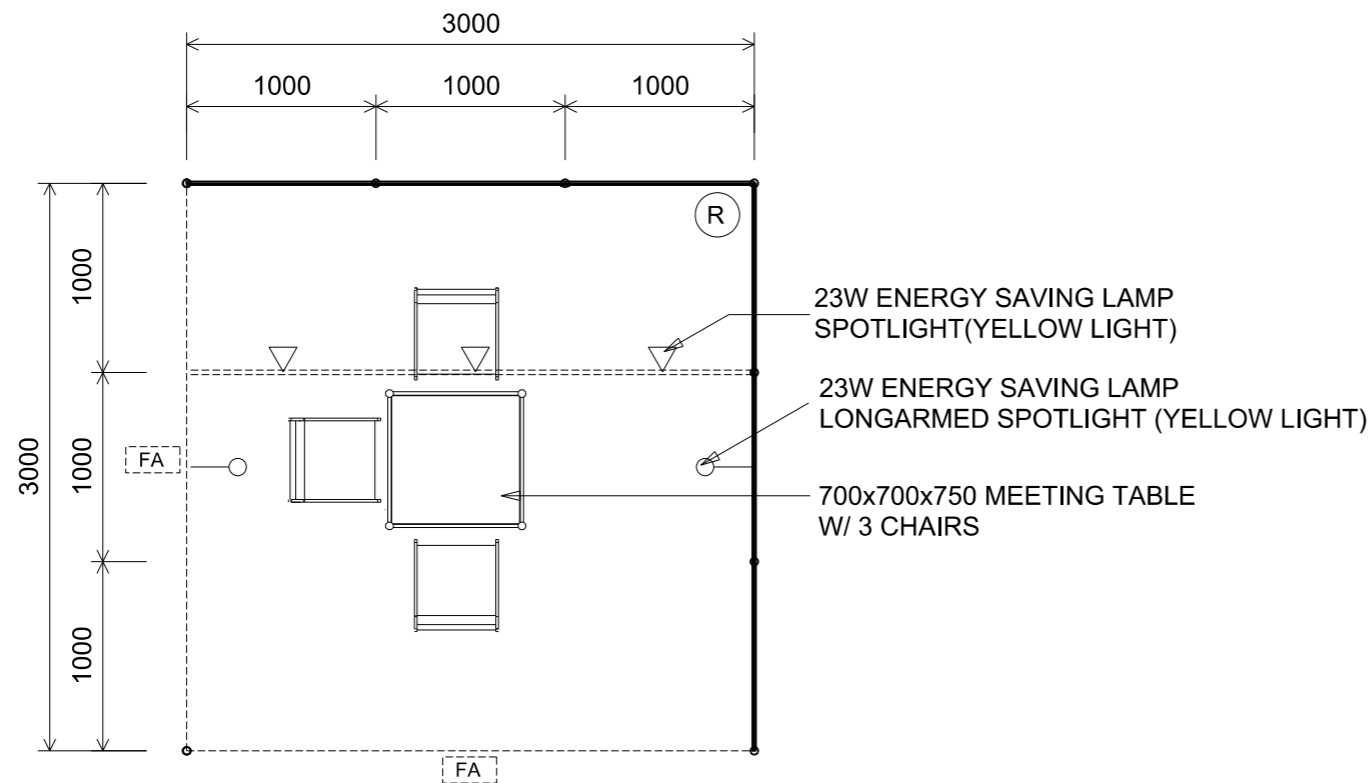
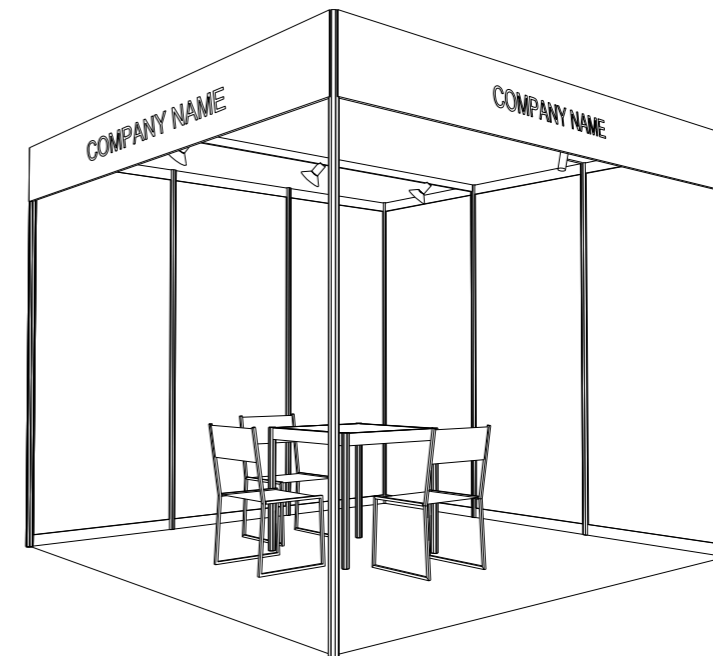


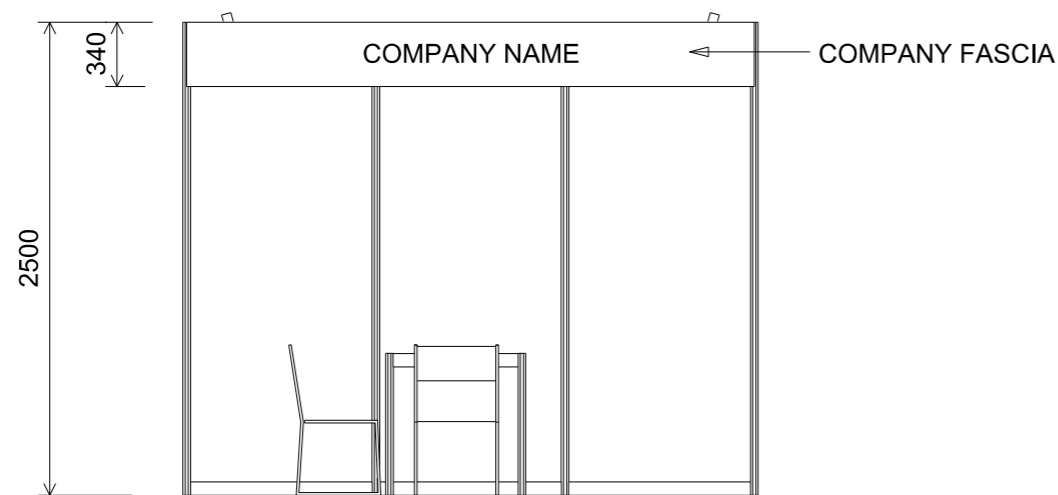
3M x 3M SHELL LEFT CORNER BOOTH



TOP VIEW



PERSPECTIVE (N.T.S)



FRONT ELEVATION

SHELL BOOTH FACILITIES

LEGEND	DESCRIPTION	QTY
	MEETING TABLE 700x700x750mm (LxWxH)	1
	BLACK LEATHER CHAIR	3
	COMPANY FASCIA	2
	23W ENERGY SAVING LAMP LONGARMED SPOTLIGHT (YELLOW LIGHT)	2
	23W ENERGY SAVING LAMP SPOTLIGHT (YELLOW LIGHT)	3
	CARPET	9 SQ.M.
	CEILING BEAM	3M
	RUBBISH BIN	1

FILE PATH - G:\a-Booth drawing\0427 Print_packaging\CR INTERNAL USE\B07B_3x3_shell corner.dgn



NOTES UNLESS OTHERWISE SPECIFIED ALL DIMENSIONS ARE IN MM.

.....
.....
.....

REVISION

DATE: .
SCALE: 1 : 40(A3)
DRAWN BY: marky
CHECKED BY:

TITLE
3M x 3M
SHELL LEFT CORNER
BOOTH

PROJECT
HK INT'L
PRINTING & PACKAGING
FAIR
DATE: .

SHEET
B07C