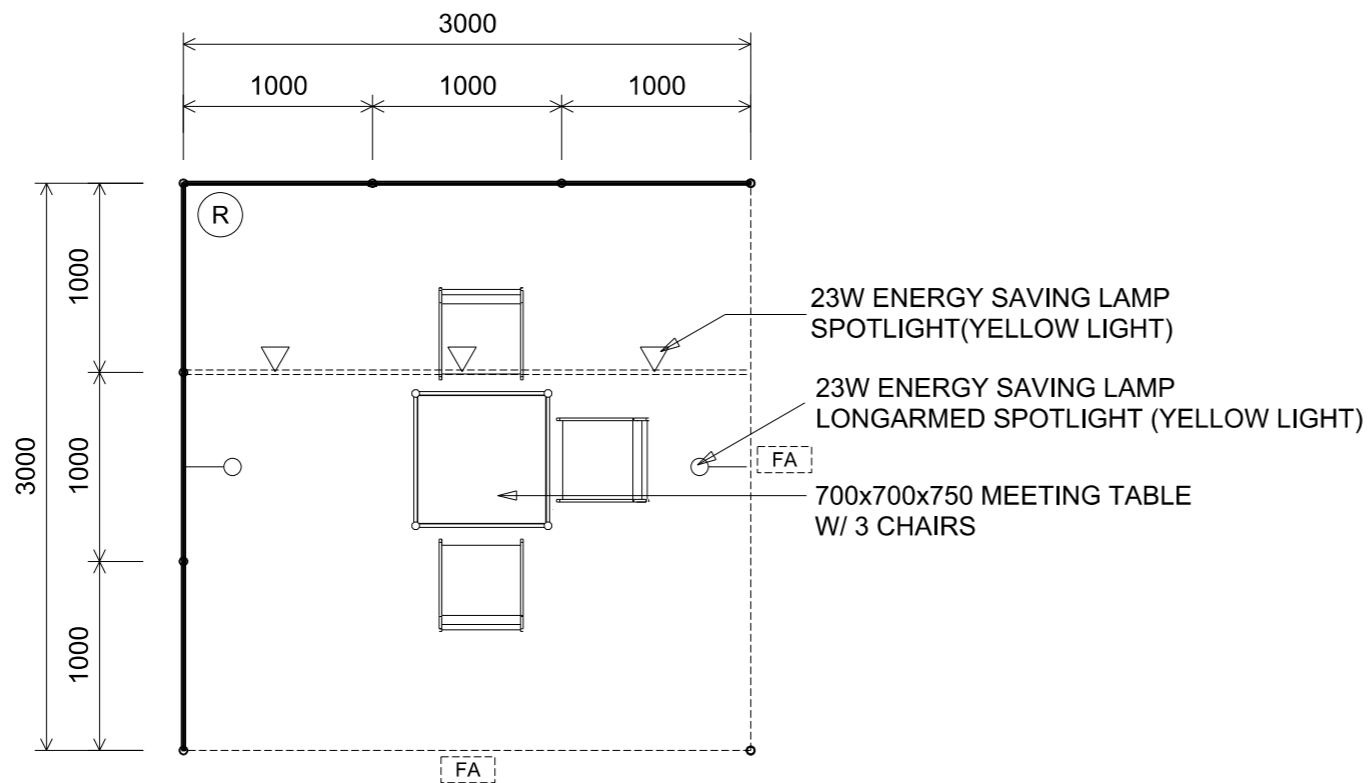
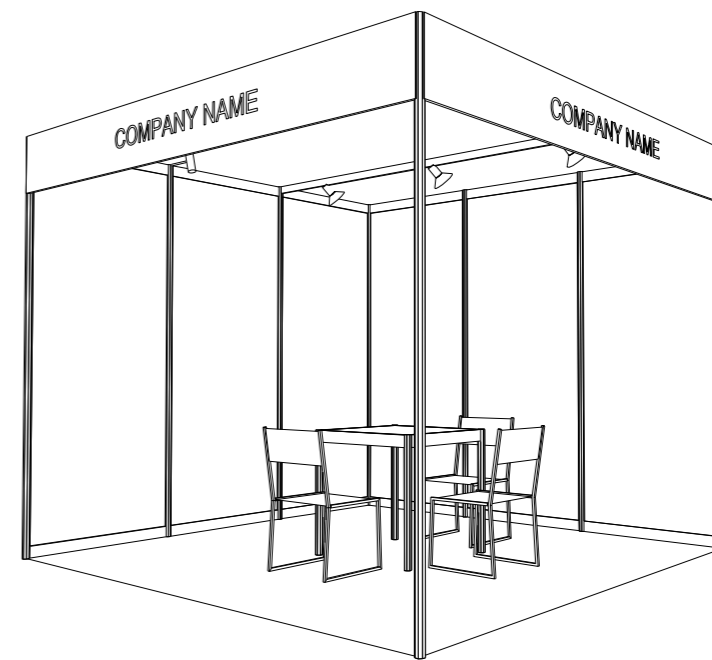


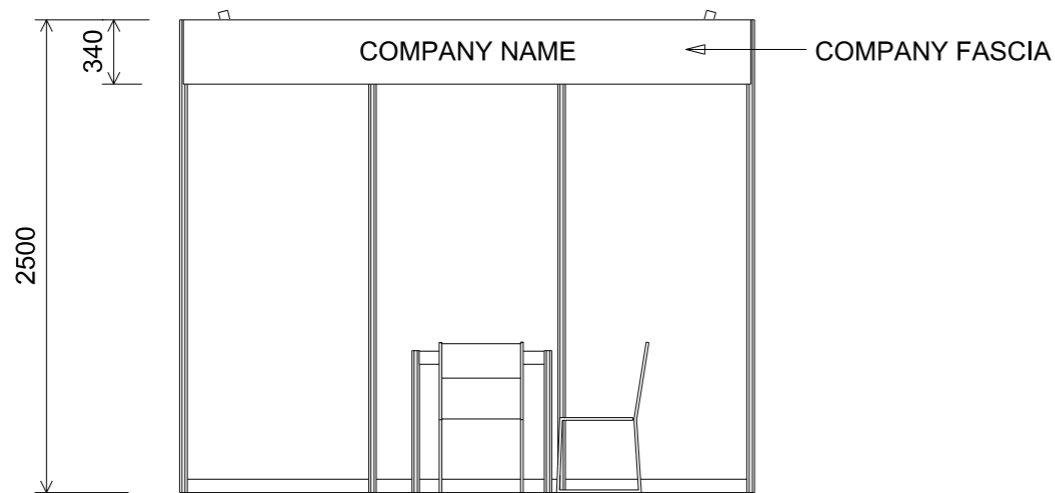
# 3M x 3M SHELL RIGHT CORNER BOOTH



TOP VIEW



PERSPECTIVE (N.T.S)



FRONT ELEVATION

### SHELL BOOTH FACILITIES

LEGEND	DESCRIPTION	QTY
	MEETING TABLE 700x700x750mm (LxWxH)	1
	BLACK LEATHER CHAIR	3
	COMPANY FASCIA	2
	23W ENERGY SAVING LAMP LONGARMED SPOTLIGHT (YELLOW LIGHT)	2
	23W ENERGY SAVING LAMP SPOTLIGHT(YELLOW LIGHT)	3
	CARPET	9 SQ.M.
	CEILING BEAM	3M
	RUBBISH BIN	1

FILE PATH - G:\a-Booth drawing\0427 Print-packaging\CR INTERNAL USE\B07B\_3x3\_shell corner.dgn



**NOTES** UNLESS OTHERWISE SPECIFIED ALL DIMENSIONS ARE IN MM.

.....  
.....  
.....

REVISION

DATE: .  
SCALE: 1 : 40(A3)  
DRAWN BY: marky  
CHECKED BY: .....

**TITLE**  
3M x 3M  
SHELL RIGHT CORNER  
BOOTH

**PROJECT**  
HK INT'L  
PRINTING & PACKAGING  
FAIR  
DATE:

**SHEET**  
B07B