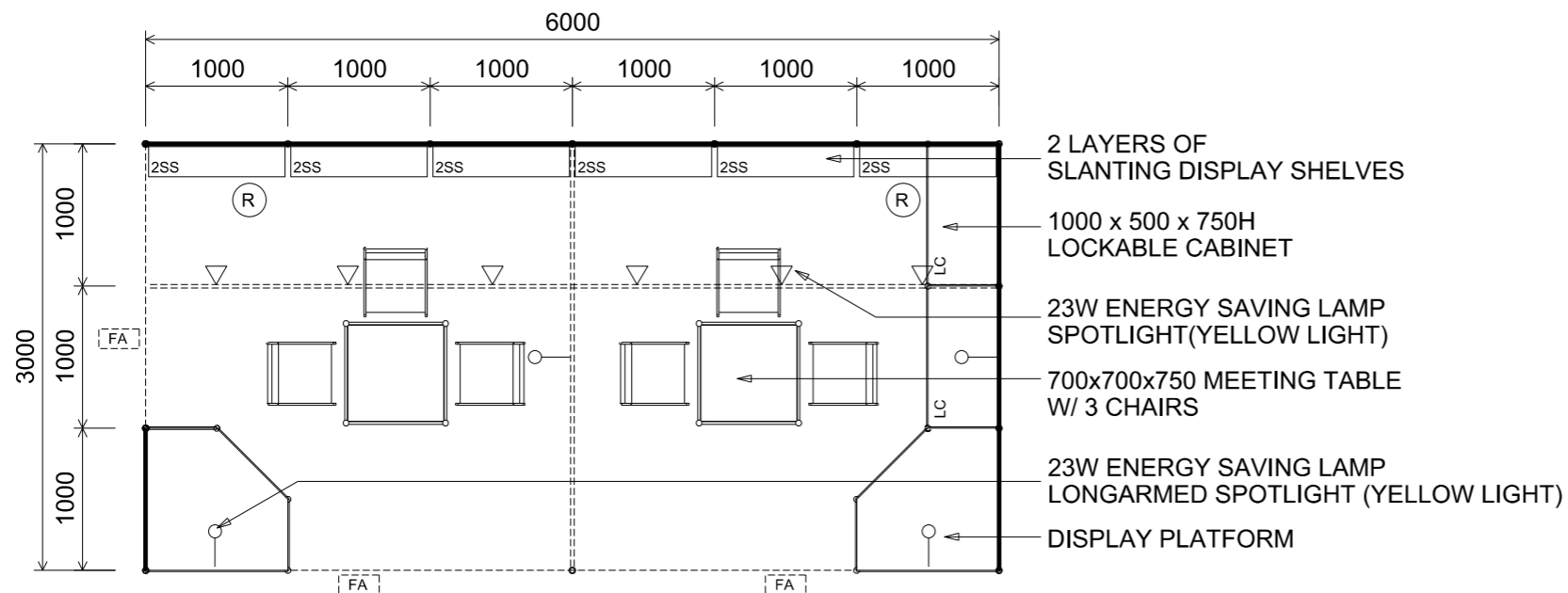
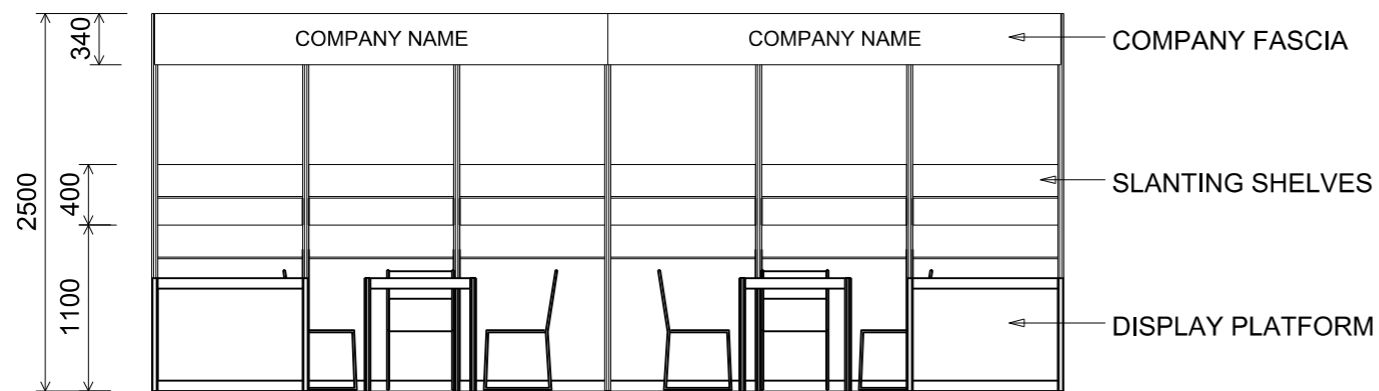



6M x 3M STANDARD LEFT CORNER BOOTH



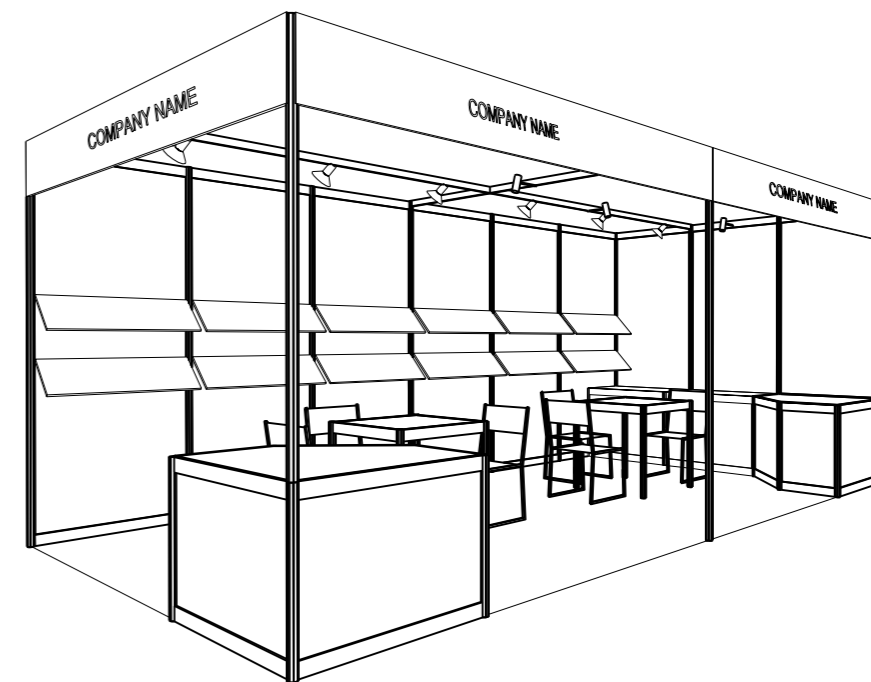
TOP VIEW



FRONT ELEVATION



SIDE ELEVATION



PERSPECTIVE (N.T.S)

STANDARD BOOTH FACILITIES

LEGEND	DESCRIPTION	QTY
	1000 X 1000 X 750MM H DISPLAY PLATFORM	2
	MEETING TABLE 700x700x750mm (LxWxH)	2
	BLACK LEATHER CHAIR	6
	COMPANY FASCIA	3
	23W ENERGY SAVING LAMP LONGARMED SPOTLIGHT (YELLOW LIGHT)	4
	23W ENERGY SAVING LAMP SPOTLIGHT(YELLOW LIGHT)	6
	CARPET	18 SQ.M.
	CEILING BEAM	9M
	SLANTING SHELVES	12M
	RUBBISH BIN	2
	1000L x 500D x 750MM H LOCKABLE CABINET	2

FILE PATH - G:\a-Booth drawing\0427 Print_packaging\CR INTERNAL USE\B12B_6x3_standard corner.dgn



NOTES UNLESS OTHERWISE SPECIFIED ALL DIMENSIONS ARE IN MM.

.....

.....

REVISION

DATE:	.
SCALE:	1 : 50(A3)
DRAWN BY:	marky
CHECKED BY:

TITLE

6M x 3M
 STANDARD
 LEFT CORNER
 BOOTH

PROJECT

HK INT'L
 PRINTING & PACKAGING
 FAIR

DATE: .

SHEET

B12C